

Gefeliciteerd met je nieuwe **Gazelle Avignon!**

NL

Gefeliciteerd met je nieuwe **Gazelle Avignon!**

BE

Tillykke med din nye **Gazelle Avignon!**

DA

Glückwunsch zu Ihrem neuen **Gazelle Avignon-Fahrrad!**

DE

Congratulations on your new **Gazelle Avignon!**

EN

Félicitations pour l'acquisition de votre nouveau vélo **Gazelle Avignon !**

FR

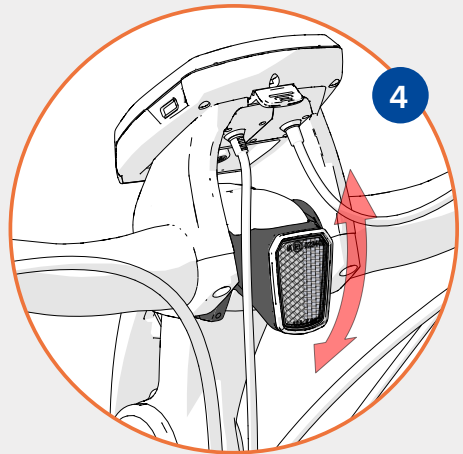
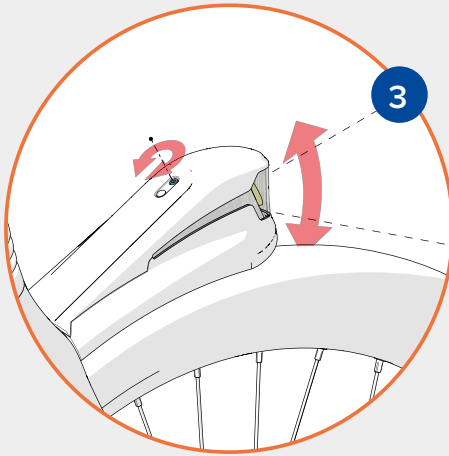
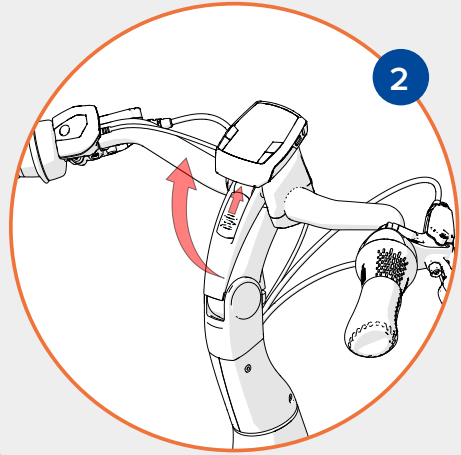
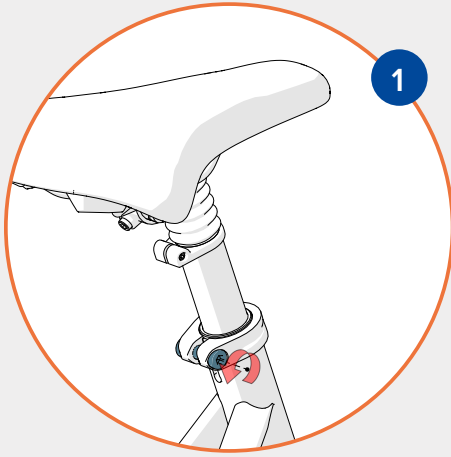
Congratulazioni per la tua nuova **Gazelle Avignon!**

IT

Grattis till din nya **Gazelle Avignon!**

SE





Congratulations on your new **Gazelle Avignon!**

EN

We hope you will enjoy your new premium e-bike! During the development of the Avignon, ease of use and safety were of paramount importance. Before you take your Avignon on the road, the following things are important:

Adjust your Avignon optimally

The seat post can be moved up and down more easily. See Figure 1. You can also adjust the continuously adjustable handlebar stem to your liking so that you are always comfortable on the road, see Figure 2.

Adjusting front light and reflector

At the front, the Avignon has a strong front light and an extra reflector. You can adjust the light beam by turning the screw on top of the front light, see Figure 3. Please note! The front light features “daytime running lights”, which means that the front light is always on and automatically switches between daytime and nighttime mode. Also adjust your reflector so that it is clearly visible from the front. The reflector is located under the display, see Figure 4.

Adjusting and ‘bedding-in’ disc brakes

Disc brakes are powerful and easy to apply progressively. For smooth and quiet operation, they should be bedded-in. Before hitting the road, ask your Gazelle dealer to check the disc brakes. Find a Gazelle shop near you at gazellebikes.uk.

Motor system operation and display

The Avignon is equipped with a smooth but powerful Bosch mid-mounted motor. You can read more about how to operate the system and how to take out and charge the battery in the supplied ‘Quick Start’.

Finally, we wish you many enjoyable kilometres of safe cycling on your new e-bike!