



OWNER'S MANUAL

# CLEAN QUIET LIGHT STRONG



# WARNING

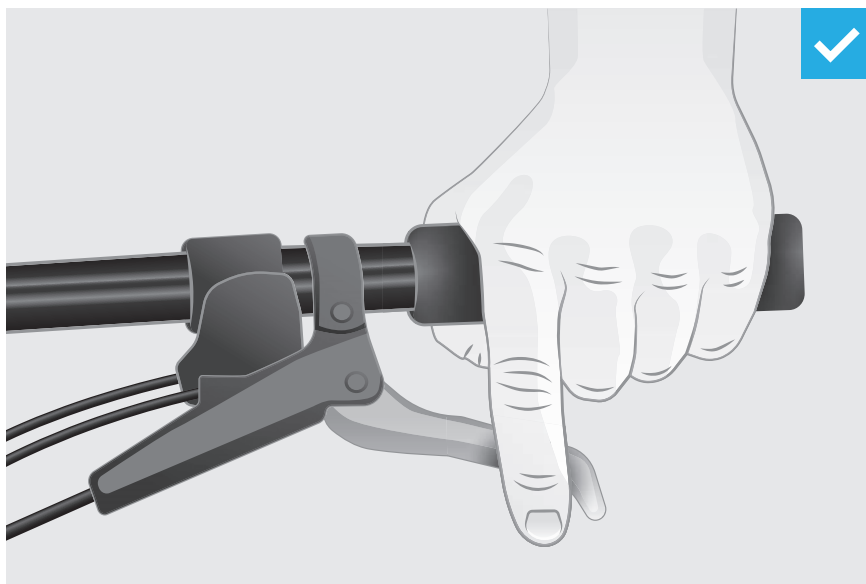
---



Read this entire manual before using, replacing, or installing the Gates Carbon Drive belt. Improper installation, adjustment, alteration, service, or maintenance can result in property damage and serious bodily injury, including death. Refer to this manual for assistance or consult with a cycling professional for further information.

**Gates requires a hand brake as the primary braking system.**

---



## HANDLING THE BELT

Do not crimp, twist, backbend, invert, bundle or zip tie the belt. Do not use the belt as a strap wrench or chainwhip. Do not roll on or pry on the belt. [See page 4.](#)

**Gates requires a hand brake as the primary braking system.**

## BELT TENSION AND DRIVE ALIGNMENT

Proper tension and drive alignment is key to optimal performance.



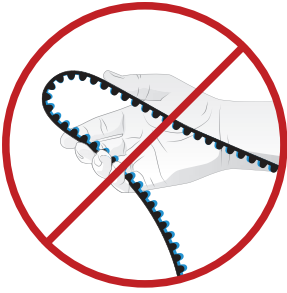
- Lack of belt tension can lead to “skipping”. Too much tension can damage other components and increase the wear of your Carbon Drive System.
- Signs of a misaligned drive include, but are not limited to, noise, premature belt or sprocket wear, belt walk-off. Detailed information and schematics can be found in our Technical Manual located at [www.gatescarbondrive.com/tech/resources](http://www.gatescarbondrive.com/tech/resources). You can also contact us directly via email at: [CarbonDrive@Gates.com](mailto:CarbonDrive@Gates.com).

## CARE FOR YOUR CARBON DRIVE

- Wash with water to remove debris.
- Acceptable temperature range for CDX and CDC belts is -65°F (-53°C) to +185°F (+85°C).
- Acceptable temperature range for the CDN system is -4°F (-20°C) to +140°F (+60°C).
- Do not lubricate.
- If your bike is equipped with a snubber, the snubber must not be in contact with the belt.
- This is a drive system – it is imperative to keep bodily parts and clothing away from the drive while in motion.



**Improper installation, adjustment, alteration, service, or maintenance can result in property damage and serious bodily injury, including death. Refer to this manual for assistance or consult with a cycling professional for further information.**



**DO NOT ROLL ON**

**DO NOT PRY ON**





# LESS NOISE. LESS MAINTENANCE. A WHOLE LOT MORE FUN.

We are thrilled and honored that you have chosen a bicycle equipped with Gates Carbon Drive™. We hope you enjoy the difference Clean, Quiet, Light and Strong will mean for your ride. This manual explains the performance benefits of the system, information about proper care and tensioning, as well as warranty instructions.


- 3 General Safety**
- 4 Handling the Belt**
- 6 What is Gates Carbon Drive?**
- 7 Why Gates Carbon Drive?**
- 8 Care for your Carbon Drive System**
- 10 Proper Tension is Key**
- 13 Proper Alignment**
- 14 Replace When Worn**
- 16 Rear Wheel Removal + Installation**
- 18 Who is Gates?**
- 19 Warranty**



## WHAT IS GATES CARBON DRIVE?

The technology behind Gates Carbon Drive System is rooted in high horsepower motorcycles and dragsters. Now, this high performance technology has been perfected for a wide variety of bicycles. At the core of the drive is the Carbon Drive belt. Custom made, this 11mm pitch, carbon-fiber belt is a strong and efficient replacement to a traditional bike chain. The drive is completed with our innovative sprocket designs and your choice of internally-geared or single-speed hub. The patented Gates Carbon Drive System gives you a longer-lasting, lower-maintenance drive, and most importantly, an unbelievably awesome ride.

### **CDX** **CENTERTRACK BELT**



### **CDN** **CENTERTRACK BELT**



### **CLEAN. LOW MAINTENANCE.**

No lube required = no grease stains.  
It sheds dirt and grime and cleaning  
with water is easy. Just get on it  
and ride.

### **QUIET.**

No chain = no chain clatter.  
It's spooky quiet.

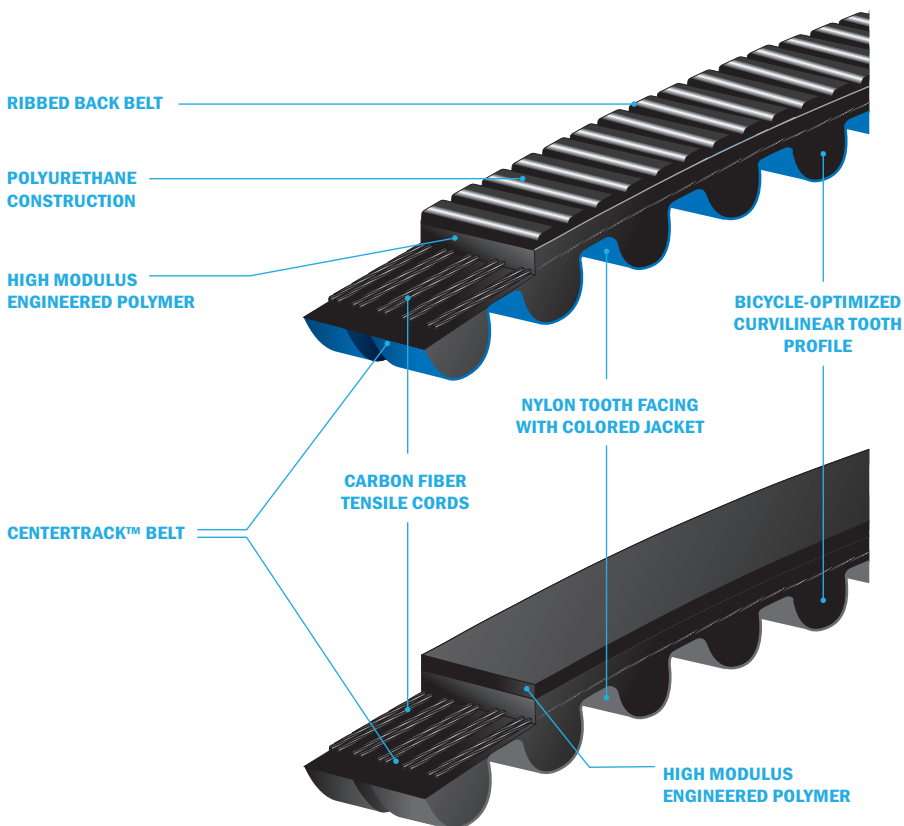
### **LIGHT.**

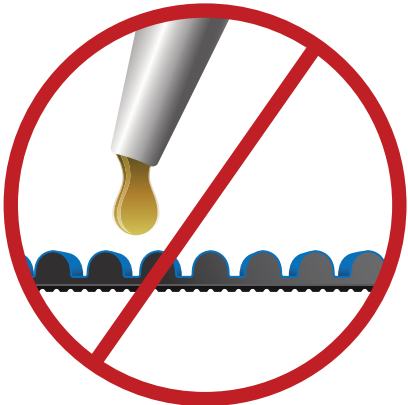
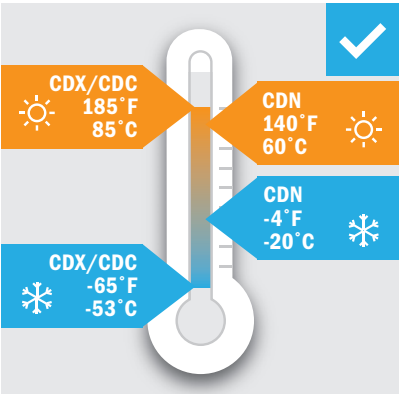


Gates Carbon Drive weighs less  
than a chain drive. Lighter weight  
means higher performance.

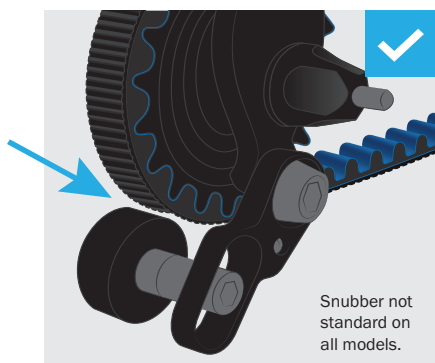
### **STRONG.**

The instant engagement and  
smooth feel is unlike anything  
you've experienced before.  
You've got to ride it to believe it.

## **CDX + CDN BELT CONSTRUCTION**








## **DANGER**

**Use Caution.** Although clean of grease, belt drives can still catch pants, skirts or loose clothing. Installation of a belt guard is recommended.



Proper belt tension is essential for optimum operation of the Gates Carbon Drive System. Lack of belt tension can lead to tooth jump or “skipping”, when the teeth of the belt slide over the teeth of the rear sprocket. Too much tension can damage the bearings within the rear hub, can cause the system to drag, and can increase the wear of your drive system.

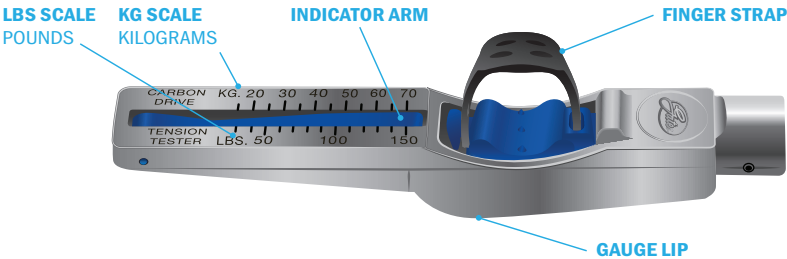
Tensioning procedures vary depending on the bike. Common types of tensioning systems include sliding or pivoting dropouts and eccentric bottom brackets. Note – Correct alignment of the belt has to be maintained as you adjust tension.

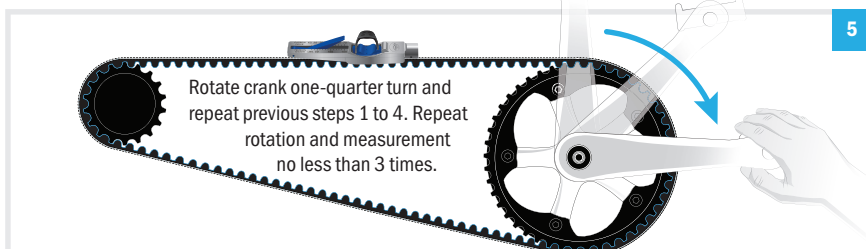
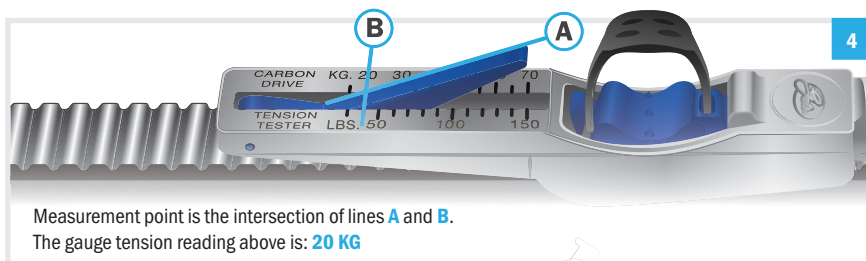

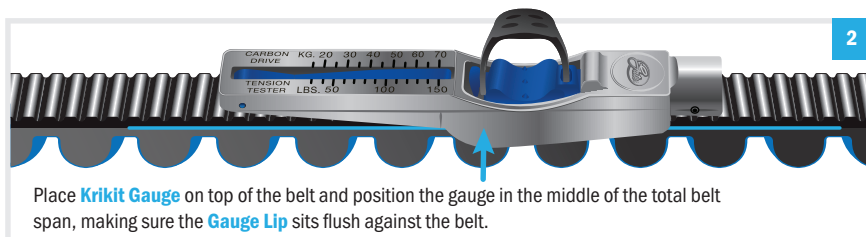
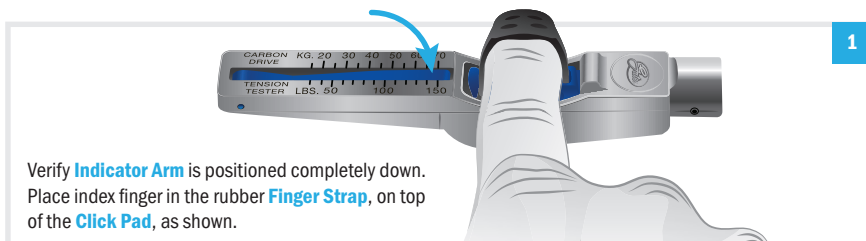
There are 3 common methods for measuring tension on your Carbon Drive system: the Gates Kriket Gauge, the Eco Tension Tester, and the Gates Carbon Drive Mobile Apps. For each of these, the tension may vary a little along the belt, so you should repeat this procedure several times. Rotate the cranks a quarter turn after each measurement and measure again.

The tools only measure tension, they do not specify a needed tension. Refer to the chart below for the correct tension range recommendation for your Gates Carbon Drive setup.

TENSION RECOMMENDATIONS		
	SMOOTH + STEADY PEDALING STYLE	PUNCHY + ROUGH PEDALING STYLE
Mountain* and SS Urban	45-60 Hz (35-45 lbs)	60-75 Hz (45-53 lbs)
Internally Geared Hub	35-50 Hz (28-40 lbs)	
Tandem	60-65 Hz (45-48 lbs)	
These tension recommendations are a good starting point, which may need to be adjusted higher or lower based on the rider size, gear ratio, and power placed on the pedals.		
* The CDN System is not approved for use on mountain bikes, mid-drive eBikes or gear boxes, fixed gear bikes, or high mileage trekking/touring bikes.		

GATES KRIKIT GAUGE (NORTH AMERICA)








**ECO TENSION TESTER**




**1** Hang the main tower on the belt.



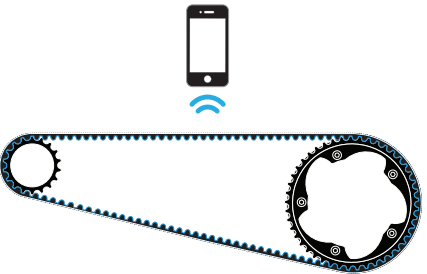
**2** Put the ruler on the two sprockets. Check the tension:

+	Red	Increase the tension
✓	Green	Tension is good
-	Yellow	Decrease the tension




**GATES CARBON DRIVE MOBILE APPS**

Belt tension can also be measured with the Gates Carbon Drive Mobile Apps, offered on both iPhone and Android. These apps can measure the belt tension in the form of natural frequency (Hz) of the belt span. Operating instructions are provided within each app. Basic operating instructions are to open the app, make sure the microphone is on, and then hold the phone over the top of the belt in the middle of the span – be sure the phone's microphone is facing the belt. Pluck the belt so that it vibrates similar to a guitar string. The app will convert the sound into the primary frequency of the belt. Rotate the crank to move the belt about a  $\frac{1}{4}$  turn, and repeat the measurement process. Do this for at least one full revolution of the belt. Compare your belt's frequency to the chart (pg 10) to see if you need to adjust the tension. The Carbon Drive app works best in a quiet environment.




Alignment is critical, depending on the particular bike and setup, spacers may be used to ensure proper alignment. Sprockets that are out of alignment can cause noise, wear, or belt walk-off. Belt alignment refers to the parallel (side to side) and angular (toe in – toe out) alignment of the belt between the front and rear sprocket positions. Proper alignment is critical in order to maintain proper system performance. For detailed information and schematics regarding alignment, please see our Technical Manual, located at:

**[www.gatescarbondrive.com/tech/resources](http://www.gatescarbondrive.com/tech/resources)**




**PROPER ALIGNMENT**



**SPROCKETS ARE NOT ALIGNED**

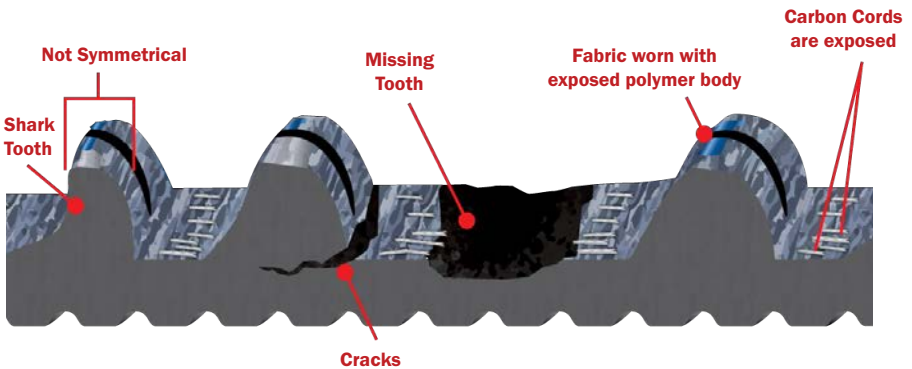
## REPLACE WHEN WORN

Gates Carbon Drive™ Belts and Sprockets are extremely durable and built to offer a long life, but they do wear and tear over time. Periodically, carefully inspect your belt and sprockets for signs of deterioration:




This belt is in **excellent condition**.

Loss of blue color does NOT indicate wear.



**Replace** your belt when it shows these signs of wear and tear.

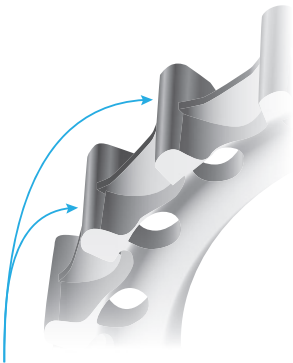
**WARNING:** Using a worn or damaged Carbon Drive belt or failing to properly inspect the Carbon Drive belt before each usage can result in property damage and serious bodily injury, including death.



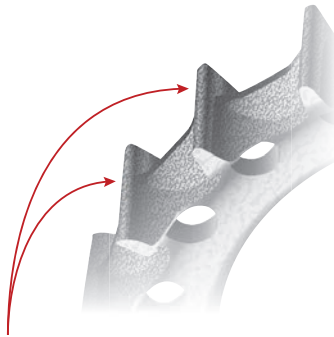
**Worn MudPort Sprocket Teeth**



**Replace** your MudPort sprockets when the teeth become worn as shown in the illustration above.


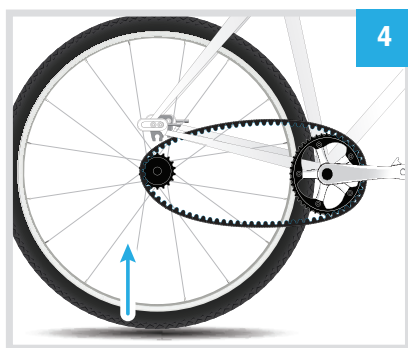

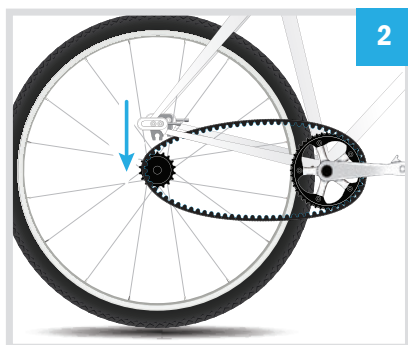


This CenterTrack Sprocket is in **excellent condition**.



**Replace** your CenterTrack sprockets when the teeth become worn as shown in the illustration above.

See bike manufacturer for additional wheel removal details.



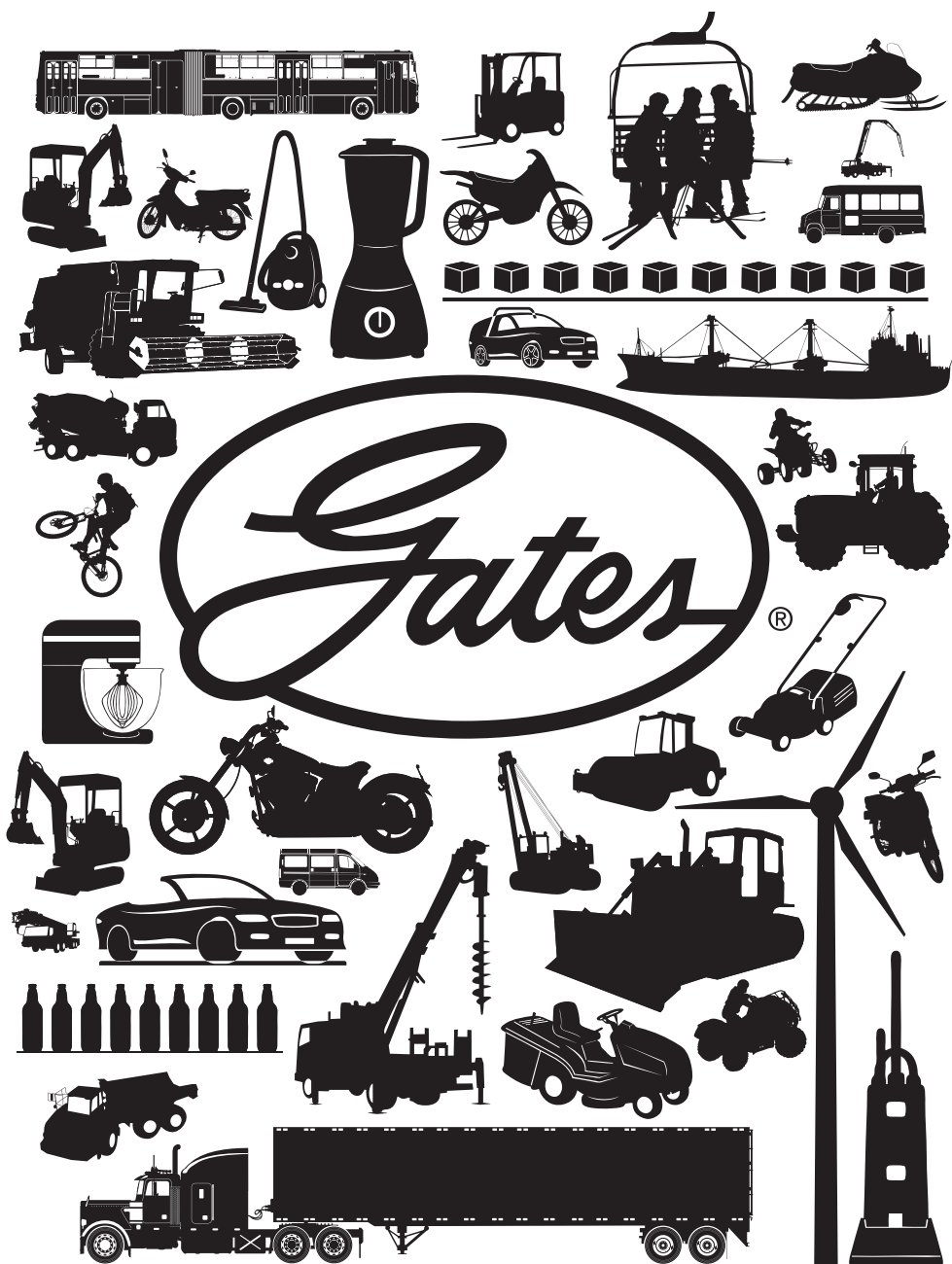
See bike manufacturer for additional wheel removal details.

### DO NOT ROLL ON



### DO NOT PRY ON







## CARBON DRIVE™ SYSTEMS LIMITED PRODUCT WARRANTY

We make this quality commitment: at the time of sale to our customers, Gates Carbon Drive Systems Products (belts, sprockets, and accessories used in the bicycle market) will be free from defects in materials and workmanship. Products will be warranted only to the original retail purchaser for a period of two years from the original date of purchase. If we determine a product does not comply, we will, at our option, replace or repair the product. This is your exclusive remedy. Color fade and color difference is not warranted.

Damage to the product due to abuse, improper use, inadequate maintenance, or failure to follow Gates Carbon Drive Systems' published recommendations for installation, use and service will automatically void this warranty. Before using this product, please read the handling and installation instructions carefully (a copy of which is located at [www.gatescarbondrive.com/OwnersManual](http://www.gatescarbondrive.com/OwnersManual)). For warranty service, please contact the retailer from whom the product was purchased.

THERE IS NO OTHER EXPRESS WARRANTY. FURTHER, WE DISCLAIM ALL IMPLIED WARRANTIES, INCLUDING BUT NOT LIMITED TO THE WARRANTIES OF FITNESS FOR A PARTICULAR PURPOSE AND MERCHANTABILITY.

Some states do not allow the exclusion or limitation of damages, and some states do not allow limitations on how long a warranty lasts, so the above limitation and exclusion may not apply to you. This warranty gives you specific legal rights, and you may also have other rights which vary from state to state.

Return Policy: Gates Carbon Drive Systems Belts cannot be returned or exchanged.

### For more information in Europe contact:

Gates Carbon Drive – Germany Bicycle Lab  
Mühlhausen Germany  
+49 (0) 3601 888 6484  
[info@CarbonDrive.net](mailto:info@CarbonDrive.net)

### For more information in North and South America contact:

Gates Carbon Drive  
Denver, CO USA  
303-744-4755  
[CarbonDrive@gates.com](mailto:CarbonDrive@gates.com)



---

**GATES CORPORATION**

CarbonDrive@gates.com

www.GatesCarbonDrive.com



©2013-2019 Gates Corporation

17571-OM 2019/07

Visit [www.GatesCarbonDrive.com/OwnersManual](http://www.GatesCarbonDrive.com/OwnersManual) for updates and other languages.

The color "carbon blue" is a trademark of Gates Corporation.